

AGE  
6-106

4-8



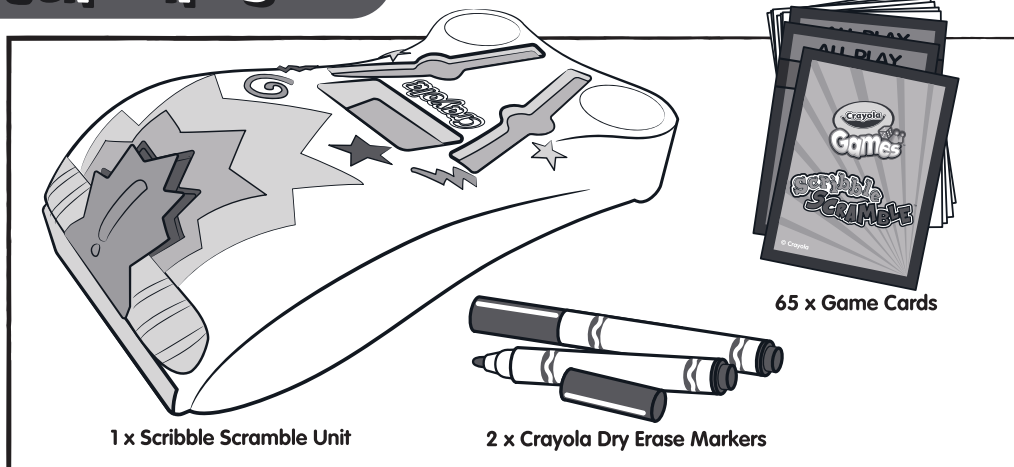
# scribble SCRAMBLE

**GAME GUIDE**

**GUESS IT BEFORE IT'S GONE!**



# CONTENTS

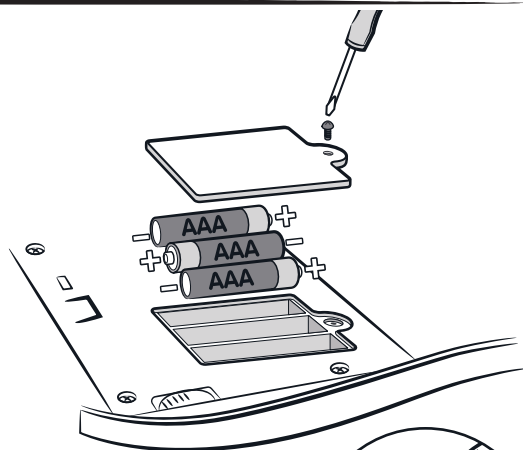


## GET SET UP!

1

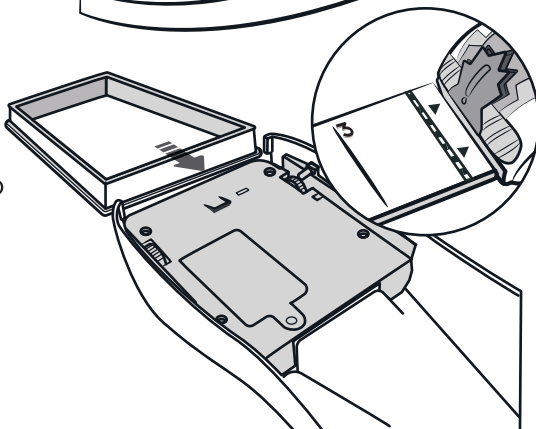
Insert 3 x AAA batteries (not included) into the bottom of the unit.

**BATTERY REPLACEMENT INSTRUCTIONS:** Batteries to be replaced by an adult as shown in the diagram (note correct polarity). Do not over tighten the screw. Alkaline batteries recommended.



2

Slide the drawing board into the top of the unit.



3

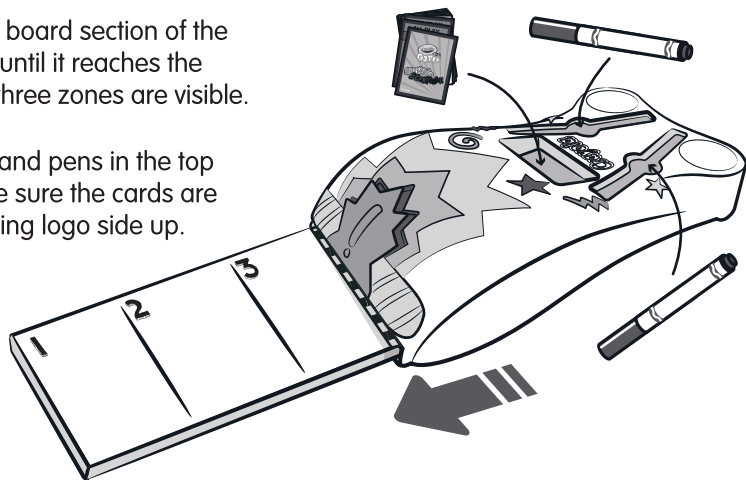
Split into 2 teams and choose a dry erase marker to be your team's colour. Each team must have at least 2 people so there is always 1 person to scribble and another person to guess.

4

Pull the drawing board section of the unit out straight until it reaches the stopper and all three zones are visible.

5

Place the cards and pens in the top of the unit. Make sure the cards are shuffled and facing logo side up.



## HOW TO PLAY

1

Decide in your teams who is going to scribble first. The team with the youngest player begins the game.

2

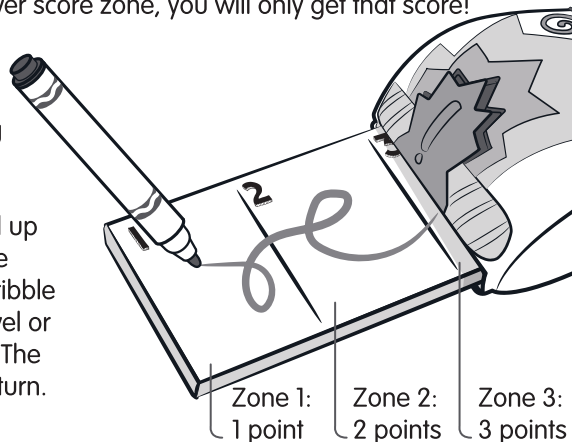
The first team's scribbler picks a card from the top of the pile. Select a word or phrase on the card that you think you can draw the fastest and always try to start drawing in zone 3 (the closest to the moving unit). If you need more thinking time you can draw in a zone that is further away but remember: although your drawing won't disappear as quickly, you will get fewer points!

3

When you're ready, grab your team's Crayola dry erase marker and hit the orange button to start! The other players on your team must guess what you are drawing as quickly as possible before it disappears. You can use the whole board to draw, but be careful – if you draw in a lower score zone, you will only get that score!

4

If a player guesses correctly, quickly hit the orange button to stop the drawing board moving and note down how many points your team scored (depending whether you ended up drawing in zone 1, 2 or 3) on the scoring panels on top of the Scribble Scramble unit. Use a paper towel or cloth to wipe off your scribbles. The opposite team then takes their turn.



# WINNING THE GAME!

1

**Long Game:** the first team to 15 points

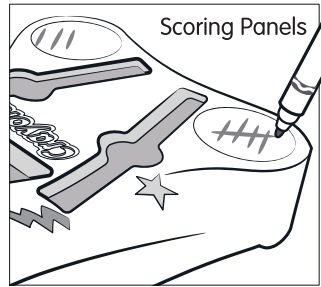
2

**Medium Game:** the first team to 10 points

3

**Short Game:** the first team to 5 points

The most important part!



## GAME CARDS

### HOW TO READ THE CARDS

1

**One Team:** Only players from the scribbler's team can guess what they are drawing.

2

**All Play:** ALL players can guess what the scribbler is drawing. The first team to guess correctly gets the points!

3

**Duel:** One scribbler from each team draws the same word or phrase on opposite sides of the drawing board at the same time while all other players guess. The first team to guess correctly gets the points from the zone their scribbler was drawing in.

**ROUND TITLE**  
Say this out loud to everyone!

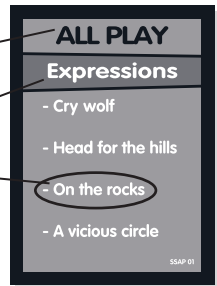
**ROUND DESCRIPTION**  
Say this out loud to everyone!

**PICK ONE PHRASE TO PLAY**  
Don't tell anyone this!

1



2

3



#### PIP TIP!

Don't choose a word that has already been drawn



**Don't speak, gesture or write numbers/letters during the game!**

#### WASHING & CARE INFORMATION:

Crayola Washable Dry Erase Markers wash from skin and most washable clothing. Wash promptly in hot wash cycle. Do not use prewash or chlorine bleach. Repeat laundering may be required.

Keep away from wallpaper, painted walls, finished and unfinished wood, vinyl, carpeting and other materials that cannot be laundered.

**FOR BEST RESULTS:** Use with Crayola Dry-Erase surfaces. Remove hard to erase marks with a wet paper towel.

#### BATTERY SAFETY INFORMATION:

Different types of batteries or new and used batteries are not to be mixed. Non-rechargeable batteries are not to be recharged. Rechargeable batteries are to be removed from the toy before being charged. Rechargeable batteries are only to be charged under adult supervision. Exhausted batteries are to be removed from the toy. Supply terminals are not to be short circuited.

#### QUALITY GUARANTEE

Vivid guarantees the quality of this Crayola product. If this product does not perform properly, please contact us.

In the UK, call 01702 208170, weekdays 9 AM - 5 PM local time.

In Australia, call Crayola AU at 1-800-657-353, weekdays 9 AM-4 PM AEST.



Crayola ©, Chevron ©, Serpentine ©, Oval Smile Design ©, Pip-Squeaks character™ are trademarks of Crayola used under license. Manufactured under license by Vivid Toy Group Ltd, GU3 1LS, UK.

Item no. 93126

Made in China



#### WARNING!

Not suitable for children under 36 months due to small parts. Choking hazard.

**CAUTION ADULTS PLEASE NOTE:** Remove all packaging before giving this toy to a child. Some assembly required. Read instructions before use. Please retain this instruction sheet for future reference. Colour and specification may vary from the product shown.



The Wheelie bin symbol indicates that the product and the batteries must not be disposed of with other household waste as they may contain elements which can have a harmful effect on the environment and human health. Please use designated collection points or recycling facilities when disposing of the item and the batteries. To find your nearest recycling facilities, visit [www.recycelenow.com](http://www.recycelenow.com)

Official Licensed Product.



© 2016 Crayola, Easton, PA 18044-0431.



Consumer Services:  
Vivid Toy Group Ltd,  
PO Box 164,  
Hockley,  
Essex, SSS 4BA, UK.